

Making sense of the numbers? - Are we fully self supporting in the way that Tradition 7 says we should be?

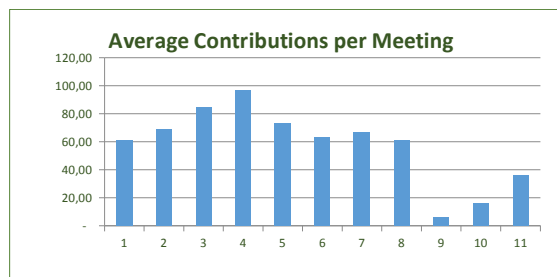
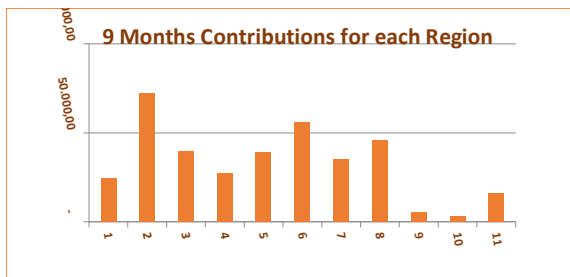
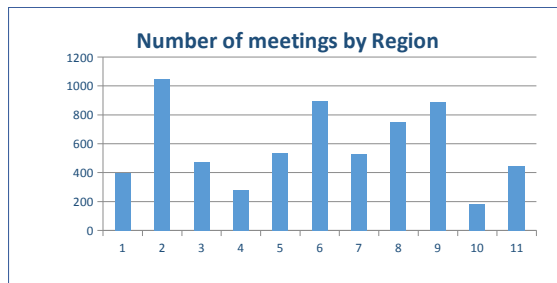
	<u>In the World</u>	<u>R9</u>
The figures below show that:-	\$	
* Last year the WSO costs :-	Net Group Support.	446.008
	Lifeline & Step by Step	51.877
	Net Admin	464.735
This is the total net costs for the year-->	962.620	
* We have a total number of groups of :-	6.414	
* That means on average it costs per meeting per year :-	\$150,08	
* Which means that it costs per meeting per week :-	\$2,89	

Other considerations to think about:-

- Does your group / service body talk about WSO & R9 Costs?
- Does your group / service body pay their WSO contribution via R9?
- 890 - If so do they want R9 to pay WSO on their behalf?
- In that instance - need to tell the R9 treasurer.
- Does your service body print & publish OA literature?
- Does your service body pay its royalties to WSO?
- Does your group / service body use the 7th Tradition tent card?

* R9 gave contributions for the nine months to 30 Sep 2015 of :- \$5.092,59

* Which works out at a contribution from each meeting in R9 per week :- \$0,15



OA Inc. (WSO)		
Accounts Summary For the Year Ended 31 December		
	2014	2013
Net Income	\$	\$
Contributions	523.388	466.473
Literature Surplus	455.592	386.574
World Convention Income	-	103.337
Investment income etc.	59.578	67.750
	1.038.558	1.024.134
Net Costs		
Net Group Support Costs	(446.008)	(539.510)
Net Lifeline & Step by Step Costs	(51.877)	(38.085)
Net Admin Costs	(464.735)	(435.120)
	(962.620)	(1.012.715)
Net Surplus for the Year	\$75.938	\$11.419

Other Information Relevant to the Finances of OA as a Worldwide Fellowship						
	No Meetings	No IGs / SBs	Total Contributions	Contributions		Total Costs
				Per Mtg For 9 Mths to Sep 2015	Per Mtg Per Week For 9 Mths to Sep 2015	Per Mtg For Year
				2015	2015	2014
R 1	396	24	24.287,86	61,33		
R 2	1051	35	72.328,85	68,82		
R 3	471	24	39.708,91	84,31		
R 4	280	18	27.092,41	96,76		
R 5	534	29	39.194,86	73,40		
R 6	893	38	56.051,97	62,77		
R 7	526	24	35.114,37	66,76		
R 8	747	56	45.842,26	61,37		
R 9	890	63	5.092,59	5,72	0,15	i.e. 39 Weeks
R 10	182	11	2.985,60	16,40		
Virtual	444	5	16.011,57	36,06		
Other	We received 2 large bequests		122.571,70			
	6414		486.282,95	75,82		\$150,08
						\$2,89

What does the OA Inc. budget pay for?

OA WSO is dedicated to meeting the needs of the fellowship around the world. The WSO staff serve as a central hub for the administrative, financial, logistical, public information and literature production of OA. These activities are directly funded by literature sales and contributions from the OA fellowship.

Here are some of the services that the WSO budget covers:-

- | | | |
|--------------------------------------------------------|-----------------------------------------------------------------------------------------------------|---------------------------------|
| * Literature sales from WSO (English & Spanish) | * Lifeline, A Step Ahead, Courier | * Professional exhibits support |
| * Literature development | * Website maintenance (English, French & Spanish) | * Mailing & correspondence |
| * Group support incl. registrations & website listings | * Literature copyright maintenance (for all languages where publication takes place away from WSO) | |
| * Administration of BOT & Joint BOT / RCC meetings | * Administration of World Service Business Conference & its various committees. | |
| * Processing of contributions | * Processing of all payments including WSO costs, trustee costs, various fund costs & all payments. | |

N.B. Extracts are taken from - Overeaters Anonymous Inc. Accounts for the Year Ended 31 December 2014, OA Inc Management Accounts & from OA Service, Traditions & Concepts Workshop Manual